




MILWAUKEE TOOL

Milwaukee Electric Tool Corporation
BROOKFIELD, WI 53005
USA
Tel: +1 (262) 781-3600 • Fax: +1 (262) 790-6333

Milwaukee Asia Office
29/F, Tower 2, Kowloon Commerce Centre,
51 Kwai Cheong Road, Kwai Chung, Hong Kong
Tel: +852-2492-2181 • Fax: +852-2490-4778

Distributed by:



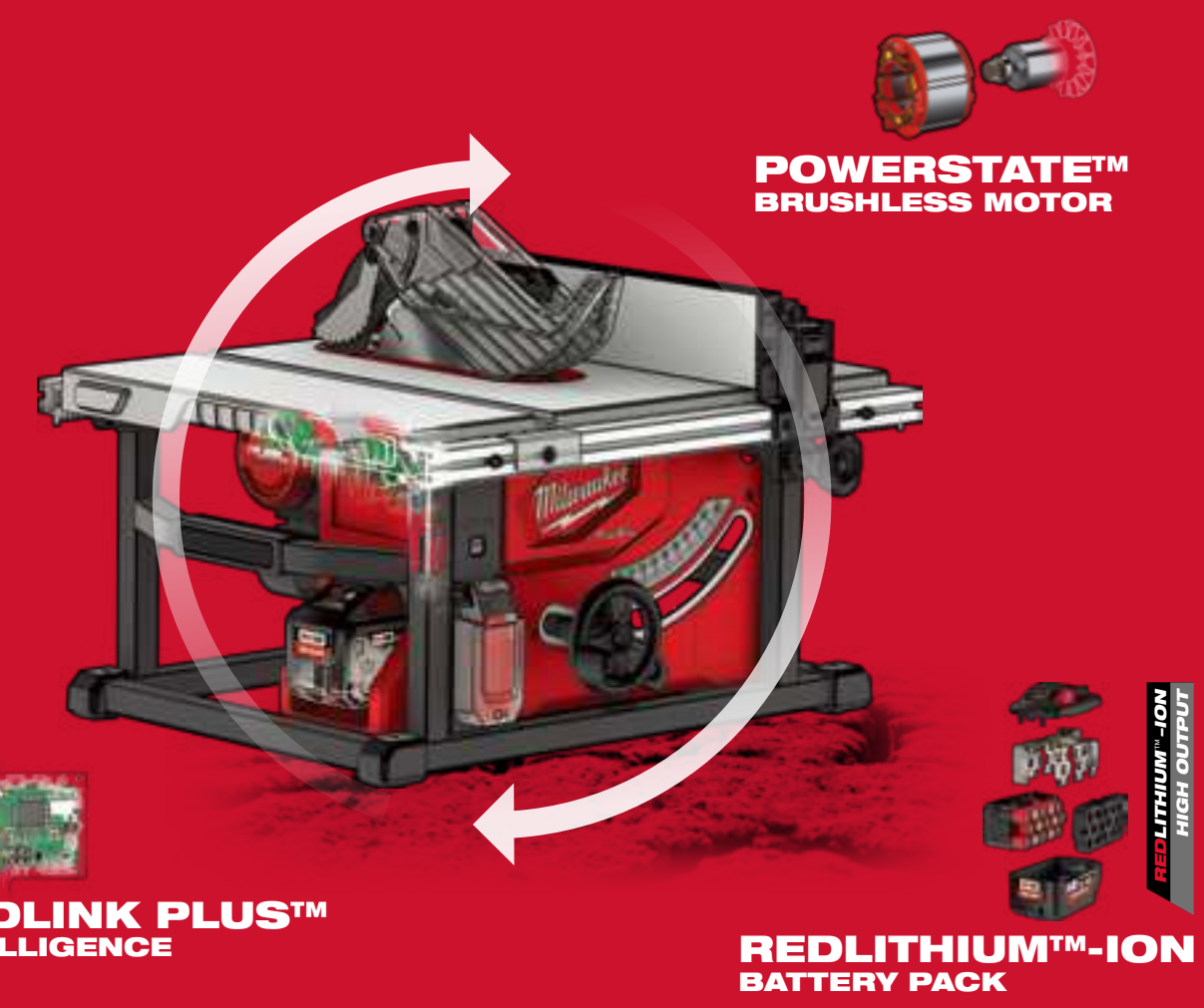
All data incl. service and warranty conditions as well as product range are subject to change without notice.
Pictures not binding. No liability for printing errors or mistakes. © 2020 Milwaukee Electric Tool Corporation.
All trademarks are owned by Techtronic Cordless GP unless otherwise stated.

www.milwaukeetool.asia



M18 FUEL

DRIVEN TO OUTPERFORM.™



M18 FTS210
M18 FUEL
210MM
TABLE SAW

CORDED
POWER

622MM
RIP CAPACITY

UP TO
190M CUT
PER CHARGE



DRIVEN TO OUTPERFORM.

M18 FUEL is engineered for the most demanding tradesmen in the world. Delivering unrivaled performance in a compact structure, all M18 FUEL products feature three MILWAUKEE exclusive innovations - the POWERSTATE Brushless Motor, REDLITHIUM-ION Battery Pack and REDLINK PLUS Intelligence Hardware and Software - that deliver unmatched power, run-time and durability.

M18 FUEL

POWERSTATE BRUSHLESS MOTOR

Generates corded power

ON FENCE PUSH STICK STORAGE

Easy access to push stick during cuts

RACK AND PINION FENCE

Stays square longer. Moves smoother.

REDLINK PLUS INTELLIGENCE

Constantly manage current and thermals to maximize performance


-3° TO 47° DEGREE BEVEL

Meets all common jobsite applications and needs



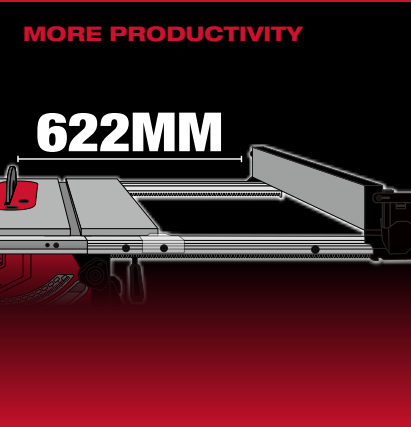
M18 FUEL 210MM TABLE SAW

CORDED POWER



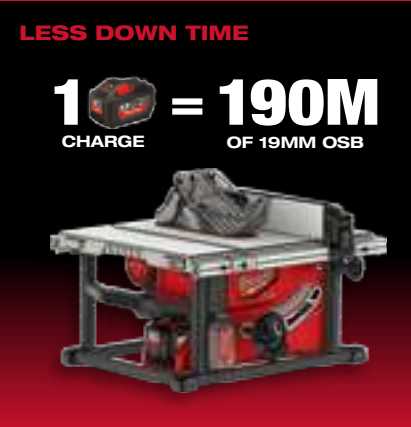
- Delivers the power of a corded saw
- World's First 18V Table Saw

622MM RIP CAPACITY



- Same rip capacity as AC 10"(255mm) saws
- 63.5mm of vertical capacity to handle 2x dimensional lumber

UP TO 190M CUT PER CHARGE



- Provides more work per charge
- All day work on a single charge



SPECIFICATIONS

| DESCRIPTION | | SPECIFICATIONS | |
|--|--|------------------------|--|
| No Load Speed | | 6,300 RPM | |
| Saw Blade Diameter | | 210 mm | |
| Arbor Size | | 25.4 mm | |
| Max Cutting Depth (0° / 45°) | | 63.5 mm / 44 mm | |
| DESCRIPTION | | SPECIFICATIONS | |
| Distance Between Rip Fence and Saw Blade | | Left: 310 mm | |
| | | Right: 525 mm / 622 mm | |
| Weight (w/12.0Ah Battery) | | 22.3 kg | |