



# 18

TM

TM



RED LITHIUM™-ION  
HIGH OUTPUT

M18 FCS66  
**M18 FUEL**  
**190MM**  
**CIRCULAR**  
**SAW**

GENERATES  
**CORDED**  
**POWER**


**FASTER**  
THAN  
**CORDED**

UP TO  
**750** CUTS  
PER CHARGE



# GENERATES CORDED POWER

**INCREASED PRODUCTIVITY**




MILWAUKEE  
M18 FUEL

STANDARD  
CIRCULAR SAW

# FASTER THAN CORDED

**FASTER CUTS**



MILWAUKEE  
M18 FUEL

Standard  
Circular Saw

CUT SPEED IN DOUBLE STACKED 3/4" OSB

# UP TO 750 CUTS PER CHARGE

**LESS DOWN TIME**

**1**  **= 750**  
CHARGE CUTS INTO  
90MM X 45MM



# SPECIFICATIONS

RPM	5,800
Bore Size	30 mm
Cut Depth	90° - 66mm / 45° - 48mm

Maximum Bevel Capacity	50°
Blade diameter	190 mm
Weight (w/ 12.0Ah battery)	5.4 kg





Distributed by:

15/10/2019