



Milwaukee

M12

M18

Nothing but **HEAVY DUTY**

MILWAUKEE TOOL

Milwaukee Electric Tool Corporation
 BROOKFIELD, WI 53005
 USA
 Tel: +1 (262) 781-3600 • Fax: +1 (262) 790-6333

Milwaukee Asia Office
 29/F, Tower 2, Kowloon Commerce Centre,
 51 Kwai Cheong Road, Kwai Chung, Hong Kong
 Tel: +852-2492-2181 • Fax: +852-2490-4778

Distributed by:


30/9/2020

All data incl. service and warranty conditions as well as product range are subject to change without notice. Pictures not binding. No liability for printing errors or mistakes. © 2020 Milwaukee Electric Tool Corporation. All trademarks are owned by Techtronic Cordless GP unless otherwise stated.


www.milwaukeetool.asia

Milwaukee

M18 FUEL
 DRIVEN TO OUTPERFORM.



POWERSTATE™
 BRUSHLESS MOTOR



REDLINK PLUS™
 INTELLIGENCE



REDLITHIUM™-ION
 BATTERY PACK

M18 FBJS
M18 FUEL
BODY
GRIP
JIGSAW

HIGHER
BLADE SPEED
THAN CORDED

POWER
TO CUT
HARD MATERIALS

CUTS UP TO
32M
PER CHARGE



DRIVEN TO OUTPERFORM.

M18 FUEL is engineered for the most demanding tradesmen in the world. Delivering unrivaled performance in a compact structure, all M18 FUEL products feature three MILWAUKEE exclusive innovations - the POWERSTATE Brushless Motor, REDLITHIUM-ION Battery Pack and REDLINK PLUS Intelligence Hardware and Software - that deliver unmatched power, run-time and durability.

M18 FUEL

AMBIDEXTROUS ON/OFF SWITCHES

Allows user to turn on and off tool from many hand positions

QUIK-LOCK BLADE CHANGE

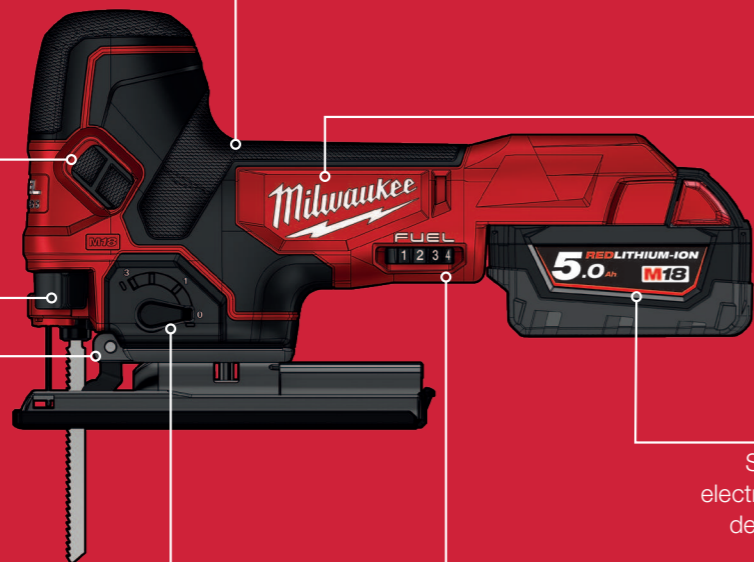
Tool-free for fast blade changes- Accepts T-shank blades

ON/OFF BLOWER

Provides clean cut line when on, or turn it off when using dust extraction

4-POSITION SELECTABLE ORBIT

Adjustable orbit for fast aggressive cuts in wood



REDLINK PLUS ELECTRONICS

Communication between battery and motor for maximum power and efficiency

POWERSTATE BRUSHLESS MOTOR

Unmatched power, efficiency and durability

REDLITHIUM-ION BATTERY


Superior pack construction, electronics, and performance to deliver more work per charge

6 SPEED ADJUST WITH AUTO CONTROLLED START

Speed settings from 800-3500 SPM

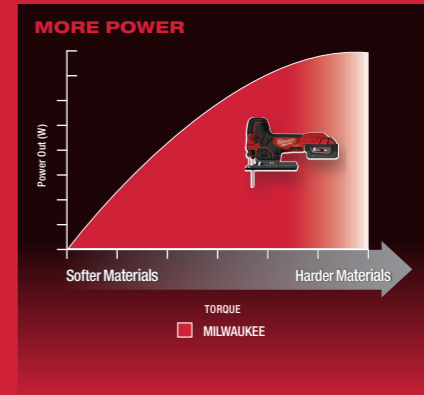
M18 FUEL BODY GRIP JIGSAW

HIGHER BLADE SPEED THAN CORDED



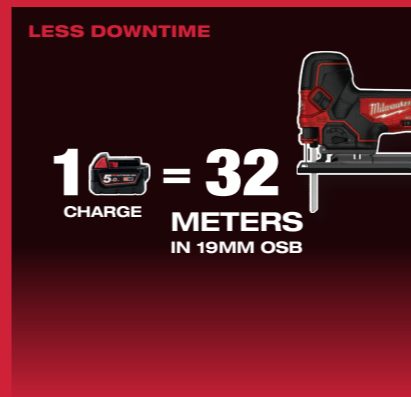
- Delivers clean, controlled straight and radius cuts
- 3,500 SPM delivers smooth cuts, minimized chipping and bucking

POWER TO CUT HARD MATERIALS



- Maintains speed in hard materials, including hardwoods and metals without bogging down

CUTS UP TO 32M PER CHARGE



- User can make it through a full day's work on one charge



SPECIFICATIONS

DESCRIPTION	SPECIFICATIONS	
SPM	800 - 3,500	
Stroke Length	25 mm	
Max. Bevel Cutting Angle	45°	
Speed Settings	6	
DESCRIPTION	SPECIFICATIONS	
Max. Cutting Depth	Wood	100 mm
	Aluminum	19 mm
	Steel	10 mm
Weight (w/5.0Ah Battery)	2.8 kg	