


# Milwaukee™

## M12 FUEL™

DRIVEN TO OUTPERFORM.™



**REDLINK PLUS™**  
INTELLIGENCE



**REDLITHIUM™-ION**  
BATTERY PACK



**POWERSTATE™**  
BRUSHLESS MOTOR

M12 FCOT  
**M12 FUEL™**  
CUT OFF  
TOOL

FAST  
**ACCURATE**  
CUTTING

OPTIMIZED FOR  
**ONE-HANDED**  
USE

**MULTI-**  
**MATERIAL**  
CUTTING  
CAPABILITY



## DRIVEN TO OUTPERFORM.™

M12 FUEL™ is engineered for the most demanding tradesmen in the world. M12 FUEL™ delivers unrivaled performance in a compact structure and features three MILWAUKEE™ exclusive innovations — the POWERSTATE™ Brushless Motor, REDLITHIUM™-ION Battery Pack, and REDLINK PLUS™ Intelligence Hardware and Software — that deliver unmatched power, run-time and durability. Simply put, the M12 FUEL™ Cut Off Tool is the only tool in its class to deliver optimal multi-material cutting performance.

### REVERSIBLE BLADE ROTATION SWITCH

- Only cordless tool in the market with reversible blade functionality

### ERGONOMIC GRIP

- Optimized for one handed use, more control in application

### SINGLE FINGER TRIGGER

- Optimized for one handed use, more control in application

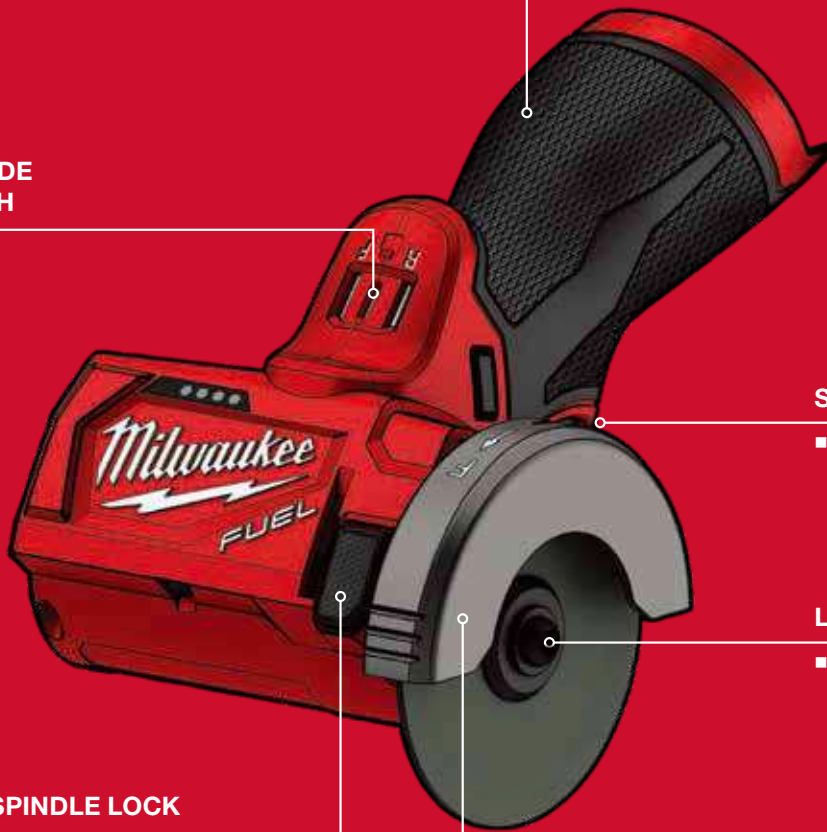
### LOCKING OUTER FLANGE

- Ensure flange maintains proper holding power in either blade rotation direction

### BLADE CHANGE SPINDLE LOCK

### TOOL FREE ADJUSTABLE GUARD

- Simple, tool free adjustment for cutting in various orientations



### STANDARD ACCESSORIES



**DIAMOND TILE BLADE**  
49-94-3010




**METAL CUT OFF WHEEL  
(3PK)**  
49-94-3000




**CARBIDE ABRASIVE BLADE**  
49-94-3005

## FAST ACCURATE CUTTING

**FAST**




300mm Cut in 26ga Sheet Metal



76mm Cut in 10mm Ceramic Tile

---

**ACCURATE**



- **POWERSTATE™** Brushless Motor delivers the power to minimize bogging down during applications
- **REDLINK PLUS™** Intelligence monitors and controls power delivery from the battery to motor ensuring maximum performance

## OPTIMIZED FOR ONE-HANDED USE

**BEST CONTROL**



- An ergonomic grip provides the user optimized one-handed cutting control
- The in-line design allows for a better line of sight to the blade while cutting

## CUTTING CAPABILITY

**MULTI-MATERIAL CUTTING**

**Metal Cut Off Wheel**

 Steel

 Stainless Steel

 Non-ferrous Materials

---

**Carbide Abrasive Blade**

 Drywall

 Fiber Cement

 Plastic

---

**Diamond Tile Blade**

 Tile

 Wet & Dry

- Reversible blade rotation provides the user complete control over the direction of material and spark removal
- The three included accessories deliver ultimate cutting versatility for a range of different applications and materials



## SPECIFICATIONS

DESCRIPTION	SPECIFICATIONS
Max. Disc Diameter	76mm
RPM	20,000
Max. Cutting Depth	16.3mm
Arbor Size	10mm
Dust Shroud	Yes
Forward / Reverse	Yes
LED Light	Yes
Weight (w/ 6.0Ah Battery)	1.3 kg



**M12 FUEL™ Cut Off Tool**  
 IM12 FUEL™ Cut Off Tool, Dust Shroud, 3 Accessory Blades (Metal Cut Off Wheel, Carbide Abrasive Blade, Diamond Tile Blade) and Dyna Case



Milwaukee™



M12

M18

Nothing but **HEAVY DUTY**

## MILWAUKEE TOOL

### Milwaukee Tool Corporation

13135 West Lisbon Road,  
Brookfield, WI 53005

Tel: +1 (262) 781-3600 • Fax: +1 (262) 790-6333

### Milwaukee Asia Office

29/F, Tower 2, Kowloon Commerce Centre,  
51 Kwai Cheong Road, Kwai Chung, Hong Kong

Tel: +852-2492-2181 • Fax: +852-2490-4778

Distributed by:

All data incl. service and warranty conditions as well as product range are subject to change without notice.  
Pictures not binding. No liability for printing errors or mistakes. Copyright 2019 – Milwaukee Tool Corporation

[www.milwaukeetool.asia](http://www.milwaukeetool.asia)